

## CONTENTS

Last Minute Promotion .....	2
How to create?.....	2
Minimum night stay promotions .....	4
How to create?.....	4
Stay Extra Night For Free Promotions .....	6
How to create?.....	6
Advance Booking Promotion.....	8
How to create?.....	8
Longer stay promotion.....	10
How to create?.....	10
General Promotional code .....	12
How to create?.....	12
Basic Deal.....	14
How to create?.....	14

## LAST MINUTE PROMOTION

**Description:** The Last-Minute Promotion allows the Hotel Manager to sell rooms at a discounted price (Fixed \$ amount or Percentage discount) for guests that makes a reservation for a designated timeframe of hours before midnight.

**Example:** If I was to set Last Minute Promotional Deal at 6 hours, then 6 hours before midnight the discounted promotion would be available. Therefore the Promotion will be available from 6pm till midnight

### HOW TO CREATE?

**Step 1: Select - Last Minute Promotion**

**Step 2: Name the Promotion**

<p>What type of promotion is it?</p> <div>LastMinutePromotions ▼</div>	<p>What is the name of promotion?</p> <div>Last Minute Deal</div>
--	---

**Select 3:** Enter the minimum nights the guest should stay to avail this promotion.

**Step 4:** Enter the Discount amount you want to apply to Promotion. This is a fixed currency price (AUD, USD, IDR etc.) or percentage price (%)

**Step 5:** Enter the number of hours before midnight that you want promotion available.

**Guest Make Reservation with X hour(s) till midnight of Current Date & get per Night Discount.**

How long do guest need to stay to get this promotion?

Hour(s)\*

How much of a discount do u want to give?

  (%)

Step 6 : Select the period you want promotion to display or select "All Days" to make it an ongoing Promotion on Book Now.

When can guest see this promotion on BookNow?		Start Date	End Date
<input type="radio"/> All Days	<input checked="" type="radio"/> Selected Period	<input type="text" value="25/04/2018"/>	<input type="text" value="31/05/2018"/>

Step 7 : Select the Rooms and rate plans on which this promotion will be applicable.

Apply this promotion to these rooms :

☐ Select All Rooms

- ☒ Executive Room
  - ☒ Standard
  - ☒ EP
- ☐ Deluxe Double Room
  - ☐ Standard
- ☐ Suite Room
  - ☐ Standard

Step 8 : Set multiple exclusion date(s) from below so that the promotional deal is not available for these booking date(s).

Set multiple exclusion date(s) from below so that the promotional deal is not available for these booking date(s). NOTE: Please click on "Save" button after adding multiple exclusion date(s).

Exclusion Start Date	Exclusion End Date	Description
<input type="text" value="25/04/2018"/>	<input type="text" value="26/04/2018"/>	<div></div>

NOTE: Please click on "Save" button to activate this promotion on Book Now

## MINIMUM NIGHT STAY PROMOTIONS

Description: The Minimum Night Stay Promotion allows the Hotel Manager to sell rooms at a discount price (Fixed or Percentage discount) for guests that makes a reservation (X) minimum days and receives a discounted reservation rate.

Example: If I was to set a minimum stay of 3 days Promotion the guests booking would receive applicable discount for any booking with 3 days or more.

### HOW TO CREATE?

4

Step 1: Select – Minimum Night Stay Promotions

Step 2: Name the Promotion

What type of promotion is it? <input type="text" value="MinimumNightStayPromotions"/>	What is the name of promotion? <input type="text" value="Minimum 3 Nights Deal"/>
--	--

Select 3: Enter the minimum nights the guest should stay to avail this promotion.



Step 4: Enter the Discount amount you want to apply to Promotion. This is a fixed currency price (AUD, USD, IDR etc.) or percentage price (%)

Guest make reservation of minimum X night(s) and get per night discount. How long do guest need to stay to get this promotion? <input type="text" value="3"/>		How much of a discount do u want to give? <input type="text" value="5"/> (%)
---	--	---

Step 5: Select the “Date range” you want promotion to be BOOKABLE or select “All Days” to make it BOOKABLE for ongoing Promotion.

When can guest stay using the discounted rate? <input type="radio"/> All Days <input checked="" type="radio"/> Selected Period	Start Date <input type="text" value="27/04/2018"/>	End Date <input type="text" value="31/05/2018"/>
Discounted rate available only on : <input checked="" type="checkbox"/> Select All Week		
<input checked="" type="checkbox"/> Monday <input checked="" type="checkbox"/> Friday	<input checked="" type="checkbox"/> Tuesday <input checked="" type="checkbox"/> Saturday	<input checked="" type="checkbox"/> Wednesday <input checked="" type="checkbox"/> Sunday
<input checked="" type="checkbox"/> Thursday		

Step 6: : Select the period you want promotion to display or select “All Days” to make it an ongoing Promotion on Book Now.

When can guest see this promotion on BookNow?		Start Date	End Date
<input type="radio"/> All Days	<input checked="" type="radio"/> Selected Period	25/04/2018 	31/05/2018 

Step 7 : Select the Rooms and rate plans on which this promotion will be applicable.

Apply this promotion to these rooms :

☐ Select All Rooms

• Executive Room

☒ Standard

☒ EP

• Deluxe Double Room



☐ Standard

• Suite Room

☐ Standard

Step 8 : Set multiple exclusion date(s) from below so that the promotional deal is not available for these booking date(s).

Set multiple exclusion date(s) from below so that the promotional deal is not available for these booking date(s). NOTE: Please click on "Save" button after adding multiple exclusion date(s).

Exclusion Start Date	Exclusion End Date	Description
25/04/2018 	26/04/2018 	<div></div>

NOTE: Please click on "Save" button to activate this promotion on Book Now

## STAY EXTRA NIGHT FOR FREE PROMOTIONS

Description: The Stay Extra Nights for Free Promotion allows the Hotel Manager to give Guest free nights' accommodation when they stay for a minimum number of days.

Example: If I was to set Stay Extra Nights for Free Promotion for Minimum Nights at 3 Days and Free Nights at 1, then the Guest that stays 3 nights or more would get an extra night for free when they reserve this Promotional Deal.

### HOW TO CREATE?

Step 1: Select –Stay Extra Night For Free Promotions

Step 2: Name the Promotion

What type of promotion is it? <input type="text" value="StayExtraNightForFreePromotions"/>	What is the name of promotion? <input type="text" value="Stay 2 Nights &amp; Free 1 Night"/>
---	---

Select 3: Enter the minimum nights the guest should stay to avail this promotion.

Step 4: Enter the Free nights guest will get to stay with this promotion

**Guest make reservation of minimum X night(s) and get extended Y night(s) free.**



How long do guest need to stay to get this promotion?

Free Night(s)\*

Step 5: Select the “Date range” you want promotion to be BOOKABLE or select “All Days” to make it BOOKABLE for ongoing Promotion.

When can guest stay using the discounted rate? <input type="radio"/> All Days <input checked="" type="radio"/> Selected Period	Start Date <input type="text" value="27/04/2018"/>	End Date <input type="text" value="31/05/2018"/>
Discounted rate available only on : <input checked="" type="checkbox"/> Select All Week		
<input checked="" type="checkbox"/> Monday <input checked="" type="checkbox"/> Friday	<input checked="" type="checkbox"/> Tuesday <input checked="" type="checkbox"/> Saturday	<input checked="" type="checkbox"/> Wednesday <input checked="" type="checkbox"/> Sunday
<input checked="" type="checkbox"/> Thursday		

Step 6: : Select the period you want promotion to display or select “All Days” to make it an ongoing Promotion on Book Now.

When can guest see this promotion on BookNow?	Start Date	End Date
<input type="radio"/> All Days <input checked="" type="radio"/> Selected Period	<input type="text" value="25/04/2018"/> 	<input type="text" value="31/05/2018"/> 

Step 7 : Select the Rooms and rate plans on which this promotion will be applicable.

Apply this promotion to these rooms :
 

☐ Select All Rooms

- Executive Room
 



☒ Standard
 ☒ EP
- Deluxe Double Room
 

☐ Standard
- Suite Room
 

☐ Standard

Step 8 : Set multiple exclusion date(s) from below so that the promotional deal is not available for these booking date(s).

Set multiple exclusion date(s) from below so that the promotional deal is not available for these booking date(s). NOTE: Please click on "Save" button after adding multiple exclusion date(s).

Exclusion Start Date	Exclusion End Date	Description
<input type="text" value="25/04/2018"/> 	<input type="text" value="26/04/2018"/> 	<input type="text"/>
<input type="button" value="ADD"/>		

NOTE: Please click on "Save" button to activate this promotion on Book Now

## ADVANCE BOOKING PROMOTION

**Description:** The Advance Booking Promotion allows the Hotel Manager to sell rooms in Advance and reward guests for booking ahead with a discounted price (Fixed or Percentage discount).

**Example:** If I was to set Advance Booking Promotion at 14 days, then any guest making a reservation 14 days ahead would receive the promotional rewards.

### HOW TO CREATE?

**Step 1: Select – Advance Booking Promotion**

**Step 2: Name the Promotion**

What type of promotion is it? <input type="text" value="AdvanceBookingPromotion"/>	What is the name of promotion? <input type="text" value="Early Bird Offer"/>
---	---

**Step 3: Enter the Discount amount you want to apply to Promotion. This is a fixed currency price (AUD, USD, IDR etc.) or percentage price (%)**

**Step 4: Select number of days in Advance that guest can make a reservation to receive applicable discount**



Guest make reservation in X day(s) advance and get per night discount. How much of a discount do u want to give?		Day(s)*
<input type="text" value="10"/>	<input checked="" type="radio"/> (%)	<input type="text" value="10"/>

**Step 5: Select the “Date range” you want promotion to be BOOKABLE or select “All Days” to make it BOOKABLE for ongoing Promotion.**

When can guest stayusing the discounted rate? <input type="radio"/> All Days <input checked="" type="radio"/> Selected Period	Start Date <input type="text" value="27/04/2018"/>	End Date <input type="text" value="31/05/2018"/>
Discounted rate available only on : <input checked="" type="checkbox"/> Select All Week		
<input checked="" type="checkbox"/> Monday <input checked="" type="checkbox"/> Friday	<input checked="" type="checkbox"/> Tuesday <input checked="" type="checkbox"/> Saturday	<input checked="" type="checkbox"/> Wednesday <input checked="" type="checkbox"/> Sunday
<input checked="" type="checkbox"/> Thursday		



Step 6: : Select the period you want promotion to display or select "All Days" to make it an ongoing Promotion on Book Now.

When can guest see this promotion on BookNow?	Start Date	End Date
<input type="radio"/> All Days <input checked="" type="radio"/> Selected Period	<input type="text" value="25/04/2018"/> 	<input type="text" value="31/05/2018"/> 

Step 7 : Select the Rooms and rate plans on which this promotion will be applicable.

Apply this promotion to these rooms :
 

☐ Select All Rooms

- Executive Room
 



☒ Standard
 ☒ EP
- Deluxe Double Room
 

☐ Standard
- Suite Room
 

☐ Standard

Step 8 : Set multiple exclusion date(s) from below so that the promotional deal is not available for these booking date(s).

Set multiple exclusion date(s) from below so that the promotional deal is not available for these booking date(s). NOTE: Please click on "Save" button after adding multiple exclusion date(s).

Exclusion Start Date	Exclusion End Date	Description
<input type="text" value="25/04/2018"/> 	<input type="text" value="26/04/2018"/> 	<input type="text"/>
<input type="button" value="ADD"/>		

NOTE: Please click on "Save" button to activate this promotion on Book Now.

## LONGER STAY PROMOTION

Description: The Longer Stay Promotion allows Hotel Manager to discount room nights on a daily basis sliding scale up to 10 days. The goal of this promotion is to encourage Guests to stay longer and be rewarded with bigger discounts the longer they stay.

### HOW TO CREATE?

Step 1: Select – Longer Stay Promotion

Step 2: Name the Promotion

What type of promotion is it?	What is the name of promotion?
LongerStayPromotion ▼	Stay Longer Get More Discount



Step 3: Select the discount percentage for each day the Guest stays.

Example below: If the Guest makes a reservation for 6 night the first night have no discount, the second, third, fourth, fifth and sixth night would have a discount for each night as applicable.



Guest get discount(%) as per below minimum night stay:

1 Night(s)	2 Night(s)	3 Night(s)	4 Night(s)	5 Night(s)	6 Night(s)	7 Night(s)	8 Night(s)	9 Night(s)	10 Night(s)
0	5	10	15	20	25	30	30	30	30

Step 5: Select the “Date range” you want promotion to be BOOKABLE or select “All Days” to make it BOOKABLE for ongoing Promotion.

When can guest stay using the discounted rate?		Start Date	End Date
<input type="radio"/> All Days	<input checked="" type="radio"/> Selected Period	27/04/2018 	31/05/2018 
Discounted rate available only on :			
<input checked="" type="checkbox"/> Select All Week			
<input checked="" type="checkbox"/> Monday	<input checked="" type="checkbox"/> Tuesday	<input checked="" type="checkbox"/> Wednesday	<input checked="" type="checkbox"/> Thursday
<input checked="" type="checkbox"/> Friday	<input checked="" type="checkbox"/> Saturday	<input checked="" type="checkbox"/> Sunday	

Step 6: : Select the period you want promotion to display or select “All Days” to make it an ongoing Promotion on Book Now.

When can guest see this promotion on BookNow?	Start Date	End Date
<input type="radio"/> All Days <input checked="" type="radio"/> Selected Period	<input type="text" value="25/04/2018"/> 	<input type="text" value="31/05/2018"/> 

Step 7 : Select the Rooms and rate plans on which this promotion will be applicable.



Apply this promotion to these rooms :

☐ Select All Rooms

- Executive Room
  - ☒ Standard
  - ☒ EP
- Deluxe Double Room
  - ☐ Standard
- Suite Room
  - ☐ Standard

Step 8 : Set multiple exclusion date(s) from below so that the promotional deal is not available for these booking date(s).

Set multiple exclusion date(s) from below so that the promotional deal is not available for these booking date(s). NOTE: Please click on "Save" button after adding multiple exclusion date(s).

Exclusion Start Date	Exclusion End Date	Description
<input type="text" value="25/04/2018"/> 	<input type="text" value="26/04/2018"/> 	<input type="text"/>
<input type="button" value="ADD"/>		

NOTE: Please click on "Save" button to activate this promotion on Book Now

## GENERAL PROMOTIONAL CODE

Description: The General Promotional Code is a code that you create that you can give to your Guest as a reward discount.

Guest can enter code you provide them in your Channel Manager BookNow website that will apply chosen discount to the reservation they are making with your hotel. You can create a code and give your corporate guest, return guests, VIP's & Travel Agencies or advertise the promotional code on any website or marketing your hotel conducts.

### HOW TO CREATE?

Step 1: Select – General Promotional Code

Step 2: Name the Promotion

Step 3: Select the number of times you want the code available to be used. You can limit how many times it can be used or select unlimited if you do not want to have restrictions on how many times the Promotional Code can be used.

What type of promotion is it?	What is the name of promotion?
GeneralPromotionalCode ▼	Voucher
	<input checked="" type="radio"/> Promotion Limited <input type="radio"/> Max Limit
	10

Step 4: Enter the Discount amount you want to apply to Promotion. This is a fixed currency price (AUD, USD, IDR etc.) or percentage price (%)

Step 5: Create your unique customized code by applying which on the Book Now the customer will get the discount.

How much of a discount do u want to give?

5 ☒ (%)

Voucher code name\*

Holiday

Step 6: Select the "Date range" you want promotion to be BOOKABLE or select "All Days" to make it BOOKABLE for ongoing Promotion.

When can guest stay using the discounted rate?

☐ All Days
☒ Selected Period

Start Date

End Date

Discounted rate available only on :

☒ Select All Week

☒ Monday
☒ Tuesday
☒ Wednesday
☒ Thursday

☒ Friday
☒ Saturday
☒ Sunday

Step 7: : Select the period you want promotion to display or select "All Days" to make it an ongoing Promotion on Book Now.

When can guest see this promotion on BookNow?

☐ All Days
☒ Selected Period

Start Date

End Date

Step 8 : Select the Rooms and rate plans on which this promotion will be applicable.

Apply this promotion to these rooms :

☐ Select All Rooms

- Executive Room
☒ Standard
☒ EP
- Deluxe Double Room
☐ Standard
- Suite Room
☐ Standard

Step 9 : Set multiple exclusion date(s) from below so that the promotional deal is not available for these booking date(s).

Set multiple exclusion date(s) from below so that the promotional deal is not available for these booking date(s). NOTE: Please click on "Save" button after adding multiple exclusion date(s).

Exclusion Start Date

Exclusion End Date

Description

ADD

NOTE: Please click on "Save" button to activate this promotion on Book Now.

## BASIC DEAL

Description: This is a basic deal where you can create any customise promotional offer

### HOW TO CREATE?

Step 1: Select –Basic Deal

Step 2: Name the Promotion

What type of promotion is it?	What is the name of promotion?
BasicDeal ▼	Promotion 2018

Select 3: Enter the minimum nights the guest should stay to avail this promotion.

Step 4: Enter the Discount amount you want to apply to Promotion. This is a fixed currency price (AUD, USD, IDR etc.) or percentage price (%)

How long do guest need to stay to get this promotion?	How much of a discount do u want to give?
1	5 (%)

Step 5: Select the “Date range” you want promotion to be BOOKABLE or select “All Days” to make it BOOKABLE for ongoing Promotion.

When can guest staying the discounted rate?	Start Date	End Date
<input type="radio"/> All Days <input checked="" type="radio"/> Selected Period	27/04/2018	31/05/2018
Discounted rate available only on :		
<input checked="" type="checkbox"/> Select All Week		
<input checked="" type="checkbox"/> Monday <input checked="" type="checkbox"/> Friday	<input checked="" type="checkbox"/> Tuesday <input checked="" type="checkbox"/> Saturday	<input checked="" type="checkbox"/> Wednesday <input checked="" type="checkbox"/> Sunday
<input checked="" type="checkbox"/> Thursday		

Step 6: : Select the period you want promotion to display or select “All Days” to make it an ongoing Promotion on Book Now.

When can guest see this promotion on BookNow?	Start Date	End Date
<input type="radio"/> All Days <input checked="" type="radio"/> Selected Period	25/04/2018	31/05/2018

Step 7 : Select the Rooms and rate plans on which this promotion will be applicable.

Apply this promotion to these rooms :


☐ Select All Rooms

- Executive Room
  - ☒ Standard
  - ☒ EP
- Deluxe Double Room
  - ☐ Standard
- Suite Room
  - ☐ Standard


Step 8 : Set multiple exclusion date(s) from below so that the promotional deal is not available for these booking date(s).

Set multiple exclusion date(s) from below so that the promotional deal is not available for these booking date(s). NOTE: Please click on "Save" button after adding multiple exclusion date(s).

Exclusion Start Date



Exclusion End Date



Description

ADD

NOTE: Please click on "Save" button to activate this promotion on Book Now.